BED TYPE MILLING MACHINE

JY-VH780 & JY-VH780CNC

鉅業精機

JIUH-YEH PRECISION MACHINERY CO., LTD.

JY-VH780

床型立横兩用銑床

BED TYPE VERTICAL & HORIZONTAL MILLING MACHINE



JY-VH780CNC

床型立横兩用CNC銑床

BED TYPE VERTICAL & HORIZONTAL

CNC MILLING MACHINE



結構介紹 MECHANISM INTRODUCTION

立橫雙向銑頭

可立、橫雙向一次銑切加工，若加上可迴轉工作台，可一次五面同時加工；降低工時，提高生產力。內部齒輪均爲 SCM21 經滲碳回火研磨處理，耐重切削，運轉平順。內部運轉時油泵自動打油強制潤滑每一齒輪，降低磨損，延長使用壽命。

VERTICAL AND HORIZONTAL MILLING HEAD

It can work vertically and horizontally together. In case of optional rotary table, it can work five faces to lower work-hour and increase productivity. The inside gear is manufactured from SCM21 under carburizing hardening treatment. Available for heavy duty cutting and running steadily. Each gear lubricated through oil pipeline and poured into by continuous way to reduce friction and effect the high precision and long life.



主軸潤滑冷卻

本機主軸箱齒輪及軸承之潤滑採外循環式，齒輪油經由冷卻風扇冷卻後，再由循環泵浦送至各齒輪及軸承潤滑以確保齒輪及軸承之壽命。

THE LUBRICATION AND COOLING OF SPINDLE

The lubricating system for spindle gear box and bearing of the machine adopts outside circulation. While the gear oil is cooled by the cooling fan, it will be flowed to gear and gearing through pump. to keep these spare parts' life.



美觀實用的防屑護罩

X 軸及 Y 軸均採用美觀耐用的伸縮式保護罩，可防止滑動面被鐵屑刮傷，延長機械壽命。

PRACTICAL TELESCOPIC COVER

X . Y axis adopt nice looking and durable telescopic cover which can prevent scraping on the slideway by chips to endure the machine.



鞍座

密肋補強，外形美觀，集中回油設計。

SADDLE

The saddle is designed with ribbed casting and oil collection. the casting outward appearance is neatly.



集中式操作面板

全部控制集中操作，免除操作上之疲憊，提高生產效率。

INTEGRAL CONTROL PANEL

Controls are integrated on a panel, enhancing simple and easy operation thus avoiding fatigue and increase working efficiency.

立柱

網狀補強，肋剛性佳，防震效果好。

COLUMN

The column is designed with reticulation, which high rigidity is effective to prevent shaking.

特性及附件 FEATURES & ACCESSORIES



底座 A

四道滑軌，集中回油，外形美觀，除屑容易。

BASE A

Four-way base with oil collection tank which neatly outward appearance is convenient for chip cleaning.



底座 B

密肋補強，結構堅實，剛性特佳，超重設計。

BASE B

The base is designed with ribbed casting, which strong structure and high rigidity is supported for heavy loading.

特點：

* 配備集中式自動警報潤滑系統，各滑動面強制給油。
* 超大型底座，重心低而穩，支撐面廣，重達 4200kgs 。
* 機身採圓拱形及三角形密肋強化，結構堅實穩定。
* 主要鑄件均採米漢納鑄鐵，材質穩定，剛性佳。
* X. Y 軸滑軌接觸之滑動面均貼有耐磨阻係數低之氟樹脂 (TURCITE-B) 。
* 工作台爲全支撐式床鞍長，各滑動面超寬不懸垂，平面度精確。
* 所有滑道均以伸縮護蓋保護，使切屑和切削液不致損害滑道，增長使用壽命和確保精度。
* 外觀圓滑流暢，操作簡便容易。

FEATURES:

* Integrated automatic lubricating system. Each slideway is lubricated by continuous way.
* The wider and low-gravity base can provide good stability, tough supporting, it weights for 4200kgs.
* The base, column and saddle are designed with ribbed casting to keep strong structure.
* Main castings are Meehanite cast irons to ensure deformation free performance and maximum rigidity.
* The X. Y axes slideways coated with low-friction property material TURCITE-B.
* Consolidated rigid cast-iron design treated annealing process providing high precision and reliable operation.
* Each slide is protected by telescopic cover to avoid chip and cutting oil injuring it and make sure of the high precision and excellent endurance of machine.
* The machine outward appearance neatly, it is simple and easy in operation.

標準附件：

- 自動潤滑系統（壹套）
- 冷卻系統（壹套）
- 空壓鎖定系統（Y. Z 軸）
- 伸縮護罩（X. Y. Z 軸）
- 工具箱（壹只）
- 主軸拉桿螺絲（立橫各壹支）
- 水平墊片（10 片）
- 水平調整螺絲（10 支）

STANDARD ACCESSORIES:

- Automatic lubricating system
- Cooling system
- Air pressure lock system
- Telescopic cover
- Tool box
- Spindle draw bar screw
- Leveling pad
- Adjust bolt

特別附件：

★光學尺（X. Y. Z 軸）
★鋼珠導螺桿（X. Y 軸）
★自動鎖刀裝置
★迴轉工作台

OPTIONAL ACCESSORIES:

★ Digital readout/linear scale
★ Ball screw
★ Air power draw bar
★ Rotary table

主要尺寸圖 MAJOR DRAWING

工作台尺寸 TABLE SIZE

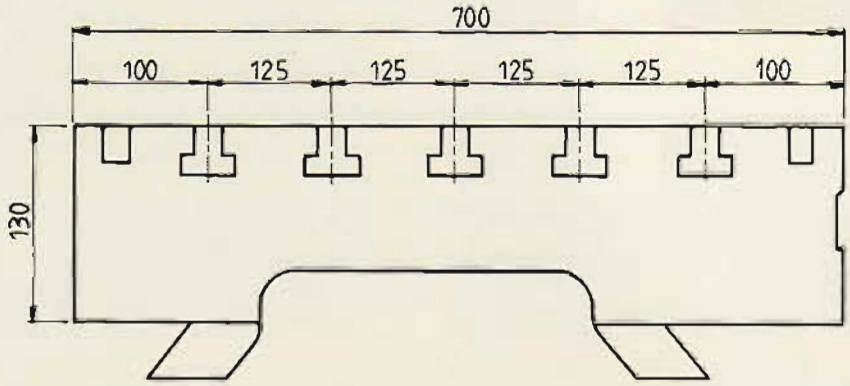

機械佔地面積 FLOOR SPACE

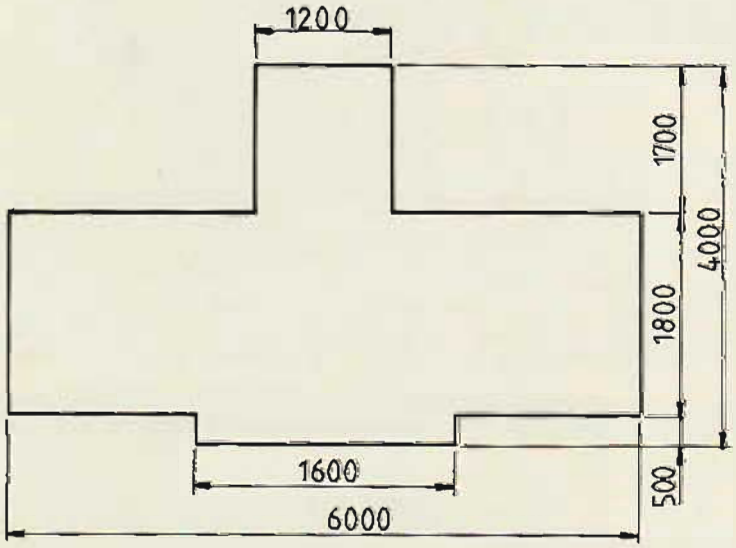

T 型槽尺寸 T-SOLT SIZE

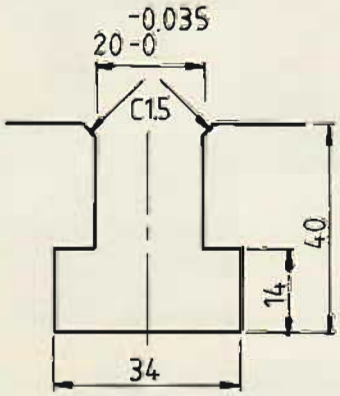

軸端尺寸 SPINDLE NOSE

立主軸 VERTICAL SPINDLE

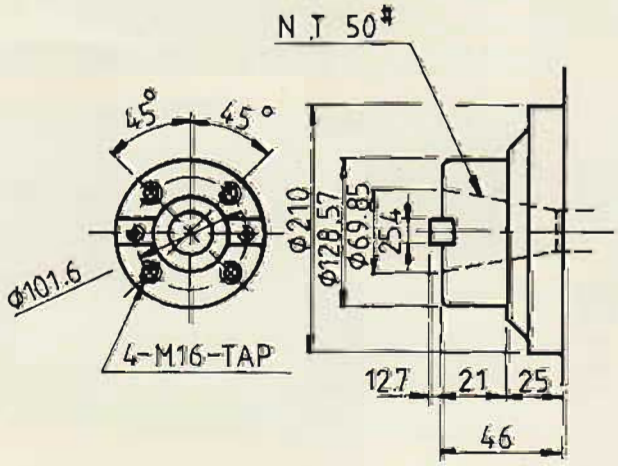

橫主軸 HORIZONTAL SPINDLE

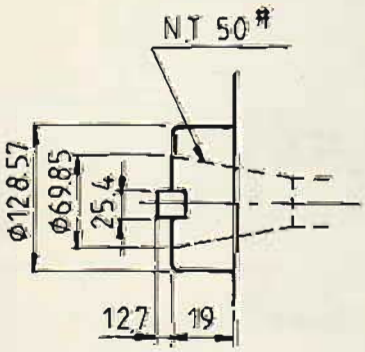

JY-VH780CNC MITSUBISHI M520AM 控制器功能

CONTROLLER FUNCTION OF MITSUBISHI M520AM

規格名稱 SPECIFICATION	標準規格 STANDARD SPECIFICATION	選擇規格 OPTIONAL SPECIFICTION
一.補間機能 Interpolation function		
1.快速進給 Speed feed	G00	
2.直線補間 Linear interpolation	G01	
3.圓弧補間 Arc interpolation	G02,G03	
4.平面選擇 Level selection	G17,G18,G19	
5.螺紋切削 Spiral cutting		G33
6.圓切削 Circular cutting		G12,G13
二.進給機能 Feed function		
1.同期進給 Feed per minute/rotation	G94	G95
2.正確停止檢查 Exact stop checking	G09	
3.正確停止檢查模式 Exact stop checking mode	G61	
4.自動轉角進給百分率整 Automatic convert feed	G62	
5.攻牙模式 Tapping mode	G63	
6.切削模式 Cutting mode	G64	
三.暫停 Dwell		
1.每秒暫停 Dwell	G04	
四.工具補正機能 Tool offset function		
1.工具長補正／取消 Tool lenght offset/cancel	G43, G44/G49	
2.工具位置補正 Tool position offset	G45,G46,G47,G48	
3.切徑補正 Cutter offset	G38,G39,G40,G41,G42	
4.三次元刀徑補正 Cutter offset right/left		G40,G41,G42
5.程式工具補正輸入 Input program for offset	G10,G11	
五.程式補助機能 Function for subsidiary program		
1.標準固定循環 Standard fixed cycle	G80~G89,G33,G74,G76	
2.初始點和 R 點基準復歸 Zero return and R point return	G98,G99	
3.特別固定循環 Special fixed cycle		G34~G37
4.座標回轉 Coordinate system return		G68,G69
5.巨集程式 Aggregation program	G65,G66,G66.1,G67	
6.使用者巨集指令 1 User aggregation program 1		G101~G110,G200~G202
7.比例縮放 Scaling		G50,G51
8. G 指令鏡像 G commad mirror image	G50.1,G51.1	
9.副程式控制 Subprogram control	M98,M99	
六.座標系設定機能 Coordinate system setting function		
1.基本機械座系 Basic coordinate system of the machine	G53	
2.座標系設定 Coodinate system setting	G92	
3.參考原點復歸 Referring Zero return	G28,G29	
4.第 2,3,4 參考原點復歸 2nd, 3rd, 4th referring zero return	G30	
5.參考原點到達檢查 Collation for referring zero retun	G27	
6.工作座標設定及補正 Coordinate setting and offset for workpiece	G54~G59	
7.局部座標設定 Partial coordinate setting	G52	
七.保護機能 Protection function		
1.移動前行程檢查 Stored storke checking function	G22,G23	
八.測量補助機能 Subsidiary function for measurement		
1.自動工具長測定 Automatic tool lenghth measurement		G37
2.跳躍機能 Skip function		G31
3.多段跳越機能 Multi-step skip function		G31.1~34.1
九.特殊加工模式 Specific working mode		
1.高速加工型式 High-speed work mode		G05
2.高精度控制模式 High accuracy control mode		G61.1
3.法線控制機能 Normal control function		G40.1,G41.1,G42.1

JY-VH780 外觀尺寸圖 OUTWARD DIMENSION

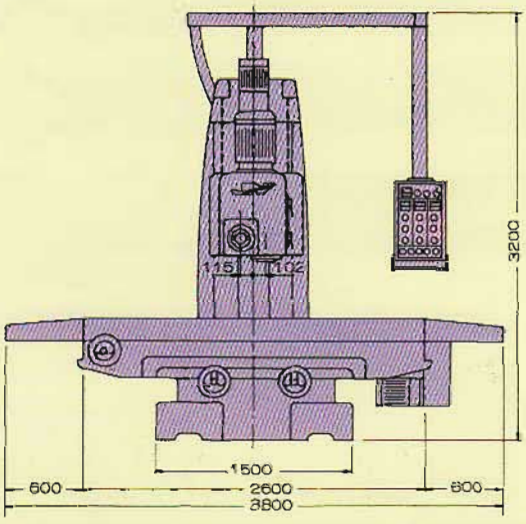

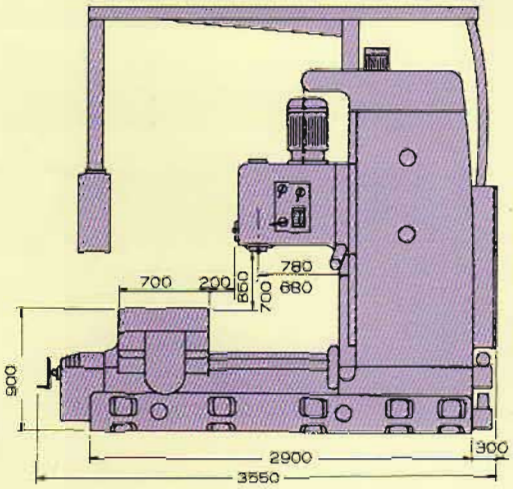

規格 SPECIFICATION/ 型式 MODEL		JY-VH780	JY-VH780CNC
工作台 Table	工作台面尺寸／Table size	2600 × 700	2600 × 700
	左右行程／X axis travel	2000	2000
	前後行程／Y axis travel	1050	1050
	上下行程／Z axis travel	1000	1000
	T 型槽（尺寸 × 槽數 × 間距）／T-slot(size x trough number x gap)	20 × 5 × 125	20 × 5 × 125
	左右及前後進給（無段）MM/MIN／X. Y feedrate(non-step)MM/MIN	30~2800	20~2000
	左右及前後快移速率 MM/MIN／X. Y rapid travel MM/MIN	2800	6000
	上下進給（無段）MM/MIN／Z axis feedrate(non-step)MM/MIN	30~2800	20~2000
	上下快移速率 MM/MIN／Z axis rapid travel MM/MIN	2800	6000
切削工件參考工作範圍 Range of Cutting Reference	切削長度／Cutting length	2000	2000
	切削寬度／Cutting width	750	750
	切削高度／Cutting height	750	750
	承載重量／Loading weight	3000	3000
立主軸 Spindle (Vertical)	主軸轉速 R. P.M／Spindle speed R.P.M(18 step) (60HZ)	45~1500	45~1500
	主軸端孔斜度 (N. S. T)／Spindle nose(N. S. T)	NT50	NT50
	軸端至工作台面距離／Spindle nose to table surface	0~803	0~803
	軸心至機柱滑動面距離／Spindle center to column	780	780
橫主軸 Spindle (Horizontal)	主軸轉速 R. P. M（18 段）／Spindle speed R. P. M(18 step) (60HZ)	45~1500	45~1500
	主軸端孔斜度 (N. S. T)／Spindle nose(N. S. T)	NT50	NT50
	軸心至工作台面距離／Spindle center to table surface	-10~990	-10~990
	軸端至工作台面距離／Spindle nose to table surface	200	200
馬力 Power	主軸馬達／Spindle motor	15HP × 4PAC	15HP × 4PAC
	X 軸馬達／X axis feedrate motor	3HP × 4PDC	3.5KW
	Y. Z 軸進給馬達／Y、Z axis feedrate motor	3HP × 4PDC	3.5KW
尺寸、重量、材積 Packing Dimension	長 × 寬 × 高（裝箱後）／L × W × H(after packing)	3930 × 3240 × 3430	3930 × 3240 × 3430
	淨　重（裝箱前）／Net weight(before packing)	15000KG	15000KG
	毛　重（裝箱後）／Gross weight(after packing)	16000KG	16000KG

＊基於研究改進之需要，本公司保留規格及尺寸修改之權力，恕不另外通知。
All specifications and designs are subject to change without prior notice.

鉅業精機股份有限公司
JIUH-YEH PRECISION MACHINERY CO., LTD.
地址：台中縣大里市大里工業區工路 195 號
TEL：886-4-4915298・4911002
FAX：886-4-4915301・4911771
http://www.juhyeh.com E-mail:jiuhtali@ms22.hinet.net
NO. 195, RD. 11, TA-LI INDUSTRIAL PARK, TA-LI CITY, TAICHUNG HSIEN, TAIWAN R.O.C.

經銷商：
AGENT

(04)4793456