




# High Speed Precision Lathe




Heavy duty, Precise, Reliable turning



# High Speed Precision Lathe


## 430, 530 SERIES



### 規格 / SPECIFICATIONS:

LA-430				LA-530				項目 ITEM	
550	800	1100	1700	550	800	1100	1700		
300 (12")				300 (12")				功能 / CAPACITY	
120 (4 3/4")				120 (4 3/4")				床面寬度	Width of bed
432 (17")				532 (21")				車刀臺最大移動距離	Total travel c
272 (10 3/4")				372 (14 2/3")				床面上最大工作物直徑	Swing over b
610 (24")				710 (28")				鞍面上最大工作物直徑	Swing over c
150 (5 7/8")				150 (5 7/8")				間隙上最大工作物直徑	Swing in gap
1080 (42 3/8")				1080 (46")				從面板算起之間隙長度	Gap width in
800 (32")				1700 (67")				床腳下面至中心線高度	Height of cer
1100 (44")				1700 (67")				兩心間最大距離	Distance bet
12				12				主軸箱 / HEADSTOCK	
58(2 1/4")				58(2 1/4")				主軸速度變換數	Number of s
ASA-A1-6 D1-6				ASA-A1-6 D1-6				主軸孔徑	Spindle bore
MT. No. 6 x No. 4				MT. No. 6 x No. 4				主軸鼻端	Type of spinc
35, 52, 75, 110, 160, 230, 330, 490, 650, 950, 1350, 2000				35, 52, 75, 110, 160, 230, 330, 490, 650, 950, 1350, 2000				主軸孔及中心針之斜度	Taper of spir
35(1 1/8") · 螺距4牙/吋或6mm/牙 /35(1 1/8")*4TPI or pitch 6mm				35(1 1/8") · 螺距4牙/吋或6mm/牙 /35(1 1/8")*4TPI or pitch 6mm				主軸迴轉數	Range of spi
2-72 (44種) /2~72(44)changes				2-72 (44種) /2~72(44)changes				螺紋和進給 / THREAD & FEED	
0.2*14(39種) /0.2~14(39)changes				0.2*14(39種) /0.2~14(39)changes				導蝕桿之直徑及螺距	Lead screw c
36				36				英制	Range of inc
0.03*0.85(0.0012"*0.034")				0.03*0.85(0.0012"*0.034")				公制	Range of me
縱押送之1/2/1/2 of longitudinal feeds				縱押送之1/2/1/2 of longitudinal feeds				押送量變換數	Nubmer feec
60(2 3/8")				60(2 3/8")				押送範圍：縱	Range of lon
150(6")				150(6")				橫	Range of cro
No. 4				No. 4				尾座 / TAILSTOCK	
5 HP或(7 1/2HP特別附屬品)/5 HP or (7 1/2HP optional)				5 HP或(7 1/2HP特別附屬品)/5 HP or (7 1/2HP optional)				心軸直徑	Tailstock quil
1/8				1/8				尾座心軸行程	Total travel c
1650x1000x1400				1650x1000x1400				中心孔斜度	Taper in tails
2000x1000x1400				2000x1000x1400				馬達 / MOTORS	
2300x1000x1400				2300x1000x1400				主軸馬達	Spindle drive
2900x1000x1400				2900x1000x1400				冷卻泵浦	Coolant purr
1650x1000x1400				1650x1000x1400				機械體積及重量 / MACHINE DIMEN	
2000x1000x1400				2000x1000x1400				佔用空間(長×寬×高)	Space requir
2300x1000x1400				2300x1000x1400				裝箱尺寸(長×寬×高)	Packing dime
2900x1000x1400				2900x1000x1400				淨重(約)	Net weight(a

# 560, 660, 760 SERIES



機型 MODEL		LA-560	LA-660	LA-760
		1500 • 2000 • 2500 • 3000 • 4000 • 5000 • 6000	1500 • 2000 • 2500 • 3000 • 4000 • 5000 • 6000	1500 • 2000 • 2500 • 3000 • 4000 • 5000 • 6000
Top slide	mm		400 (15 3/4")	
Bed	mm	560 (22")	660 (26")	760 (30")
Cross slide	mm	330 (13")	445 (17 1/2")	560 (22")
Distance from front of face plate to center of tailstock quill	mm	785 (30 7/8")	900 (35 7/16")	1015 (39 7/8")
Distance from front of face plate to center of headstock quill	mm		270 (10 5/8")	
Distance from center of headstock quill to center of tailstock quill	mm	1067.5 (42")	1125 (44 5/16")	1182.5 (46 1/2")
Distance between centers	mm	1500 (59")	2000 (78 3/4")	2500 (98 1/2")
Spindle speeds	段 / steps	12		
Spindle nose	mm	86 (3 3/8"), *104(4 1/16")		
Spindle bore & center	M.T.	ASA-A1-8 (D1-8), *ASA-A1-11 (D1-11)		
Spindle speeds	R.P.M.	MT. No. 7 x No. 5		
		13,20,30,47,70,105,150,230,340,530,800,1200*(8-800)		
Spindle diameter and pitch	mm	45(1 3/4") • 螺距4牙/吋或6mm,*2TPI /45(1 3/4") • 4TPI or pitch 6mm,*2TPI		
Standard threads		4PTI:2-72 (44種/change), 2PTI:1-36(44種/change)		
Metric threads		6MM:0.2~14 (39種/change)		
Spindle speeds	段 / steps	36		
Longitudinal feeds	mm	INCH:0.035~0.98(0.0014"~0.039"),METRIC:0.037~1.04(0.0014"~0.041")		
Cross feeds	mm	縱押送之1/2/1/2 of longitudinal feeds		
Spindle diameter	mm	75 (2 15/16")		
Spindle tailstock quill	mm	178(7") (MT*5)		
Spindle tailstock quill	M.T.	M.T.No. 5		
Spindle motor	HP	10HP/4P		
Head motor	HP	1/8		
<b>DIMENSIONS AND WEIGHT</b>				
Overall dimensions (L x W x H)	mm			
Weight (approximate)	kg			

★規格若有更改，恕不另行通知 The above specifications subject to change without prior notice.

# 430, 530 SERIES

## 標準配件 / STANDARD ACCESSORIES

- 三爪夾頭9吋 3-jaw chuck 9" 1個 / pc
- 主軸套筒 Center sleeve M.T. No.6 x 4 1個 / pc
- 中心針 Dead center M.T. No.4 鎢鋼、中碳各1個  
1 tungstein carbide steel, 1 medium carbon steel
- 水平調整螺絲 Levelling screws 1組 / set
- 調整工具 Service kits 1組 / set
- 馬達 Main motor 5HP(4P) 1個 / pc
- 固定中心架 Steady rest 1個 / pc
- 連結板 Drive plate 9" 1個 one of 9"
- 切削油裝置 Complete coolant equipment 1組 / set

## 選購配件 / OPTIONAL ACCESSORIES

- 移動中心架 Follow rest
- 面板 Fact plate (350mm)
- 四段微調定位器 4-position micro carriage stop
- 斜度車削裝置 Taper turning attachment
- 縱送多段自動定寸裝置 Free position micro carriage stop
- 四爪夾頭 4-jaw independent chuck
- 工作燈 Work light
- 後刀架 Rear toolpost

# 560, 660, 760 SERIES

## 標準配件 / STANDARD ACCESSORIES

- 三爪夾頭10吋 3-jaw chuck 10" 1個 / pc
- 主軸套筒 Center sleeve M.T. No.6 x 4 1個 / pc
- 中心針 Dead center N.T. 5 鎢鋼、中碳各1個  
1 tungstein carbide steel, 1 medium carbon steel
- 水平調整螺絲 Levelling screws 1組 / set
- 調整工具 Service kits 1組 / set
- 馬達 Main motor 5HP(4P) 1個 / pc
- 固定中心架 Steady rest 1個 / pc
- 連結板 Drive plate 10" 1個 one of 10"
- 切削油裝置 Complete coolant equipment 1組 / set

## 選購配件 / OPTIONAL ACCESSORIES

- 移動中心架 Follow rest
- 面板 Fact plate (350mm)
- 四段微調定位器 4-position micro carriage stop
- 斜度車削裝置 Taper turning attachment
- 縱送多段自動定寸裝置 Free position micro carriage stop
- 四爪夾頭 4-jaw independent chuck
- 工作燈 Work light
- 後刀架 Rear toolpost



禮 鑫 有 限 公 司  
LIYOU HSING CO., LTD.

433 台中縣沙鹿鎮福至路80巷60號  
60, LANE 80, FUJHIH ROAD., SHALU, TAICHUNG 433, TAIWAN.  
TEL: 886-4-2636 7046 FAX: 886-4-2636 7265  
http://www.la-machine.com.tw E-mail: liouy.hsing@msa.hinet.net